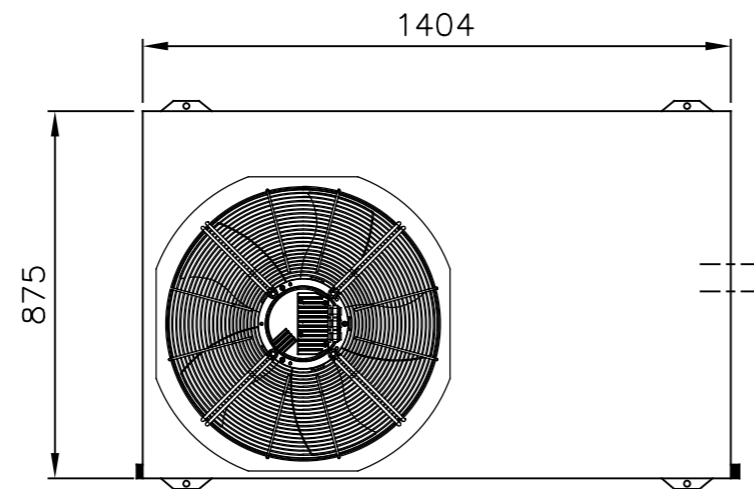
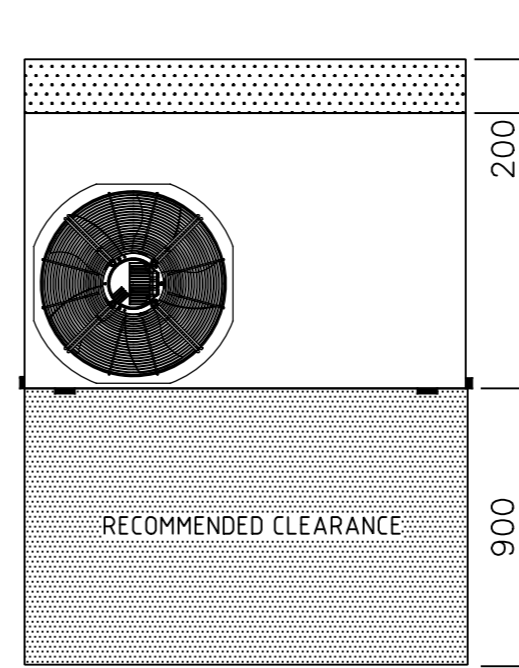


REV	DATE	DETAILS
1	11.04.2019	NOTES UPDATED
2	5.05.2022	REAR CLEARANCE UPDATED
3	30.05.2022	VIEW LABELS UPDATED



PLAN VIEW

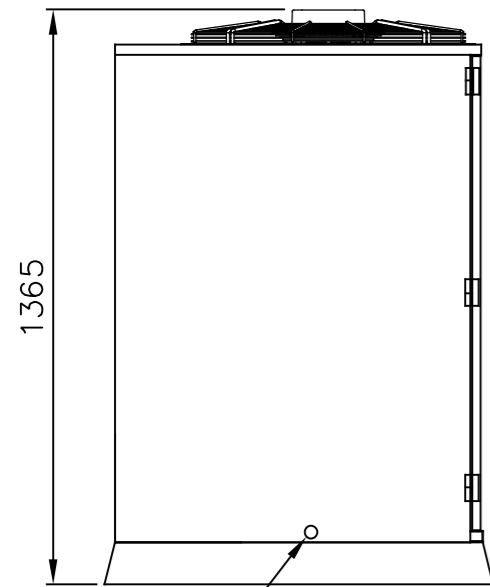


CLEARANCE DETAIL
NTS

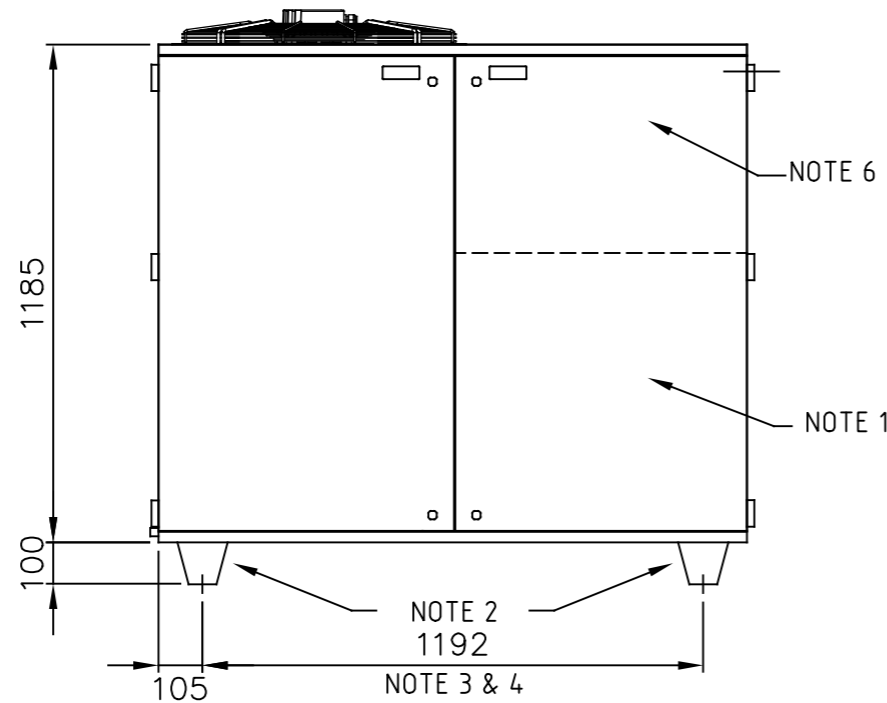
NOTES:

1. CABINET SERVICE ACCESS
2. TRANSPORTATION FEET (REMOVAL IS OPTIONAL)
3. AV MOUNTING LOCATIONS
4. RECOMMENDED LIFTING POINTS (SPREADER BARS MUST BE USED)
5. $\phi 20$ mm PVC DRAIN
6. ELECTRICAL SWITCH BOARD
7. ELECTRICAL ENTRY (1 x $\phi 20$ mm, 1 x $\phi 25$ mm)
8. REFRIGERATION PIPING (SEE THE TABLE BELOW)

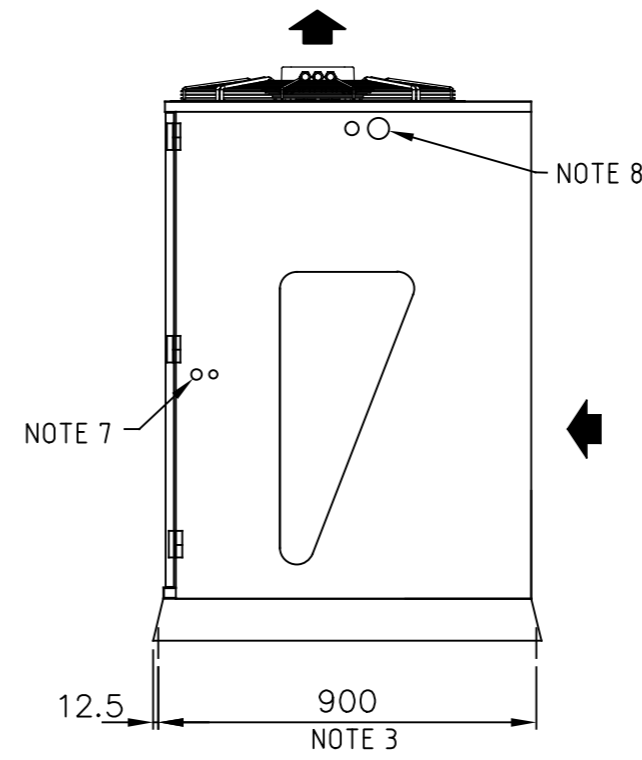
	SUCTION	LIQUID	REHEAT (OPTIONAL)	HOT GAS BYPASS (OPTIONAL)
HOA020-022R3AB	1 X 7/8"	1 X 1/2"	1 X 1/2"	1 X 1/2"
HOA020-022C3AB	1 X 7/8"	1 X 1/2"	1 X 1/2"	1 X 1/2"
HRX020-022R3AB	1 X 1/2"	1 X 1/2"		
HRX020-022C3AB	1 X 1/2"	1 X 1/2"		




LHS VIEW



FRONT VIEW



RHS VIEW

DRAWING No.		REVISION	3	 COMM AIR AUSTRALIA AIR CONDITIONING MANUFACTURERS ACN 140 272 171 68 COCOS DRIVE BIBRA LAKE WA 6163 (08) 9244 9288	HOA020R3AB, HOA020C3AB, HOA022R3AB, HOA022C3AB	<ul style="list-style-type: none"> • ALL DIMENSIONS IN mm. • GENERAL TOLERANCE ± 1mm. • DO NOT SCALE DRAWING. • MASTER DRAWINGS ARE HELD ELECTRONICALLY. ANY COPY IS DEEMED UNCONTROLLED AND THEREFORE NOT NECESSARILY THE LATEST REVISION. • ALL INFORMATION REMAINS THE PROPERTY OF THE COMPANY.
CAG020002		DATE	30.05.2022		HRX020R3AB, HRX020C3AB, HRX022R3AB, HRX022C3AB	
CUT SIZE	-----	SCALE	1 : 35			
MATERIAL	-----	DRAWN	EW			
QUANTITY	-----	APPROVED	MD			

GENERAL ARRANGEMENT