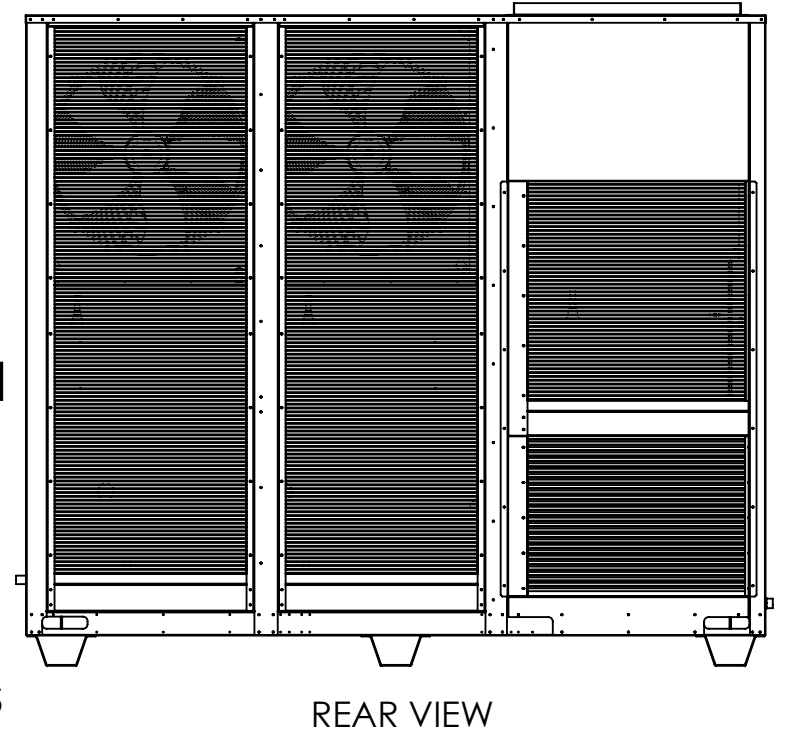
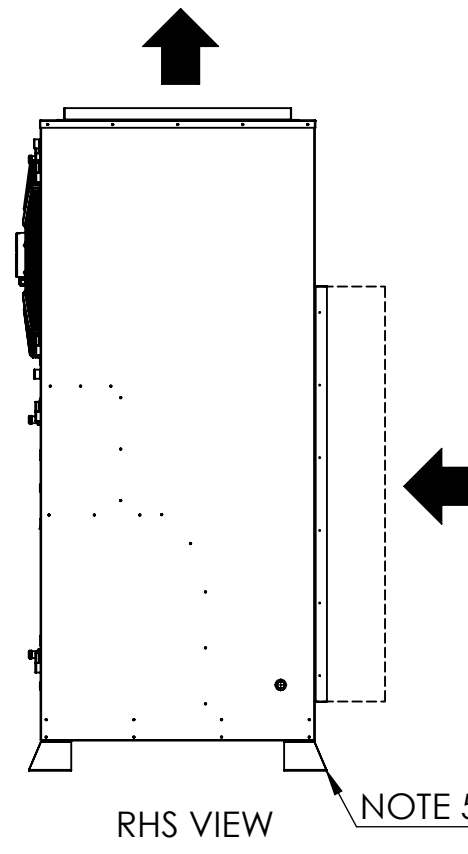
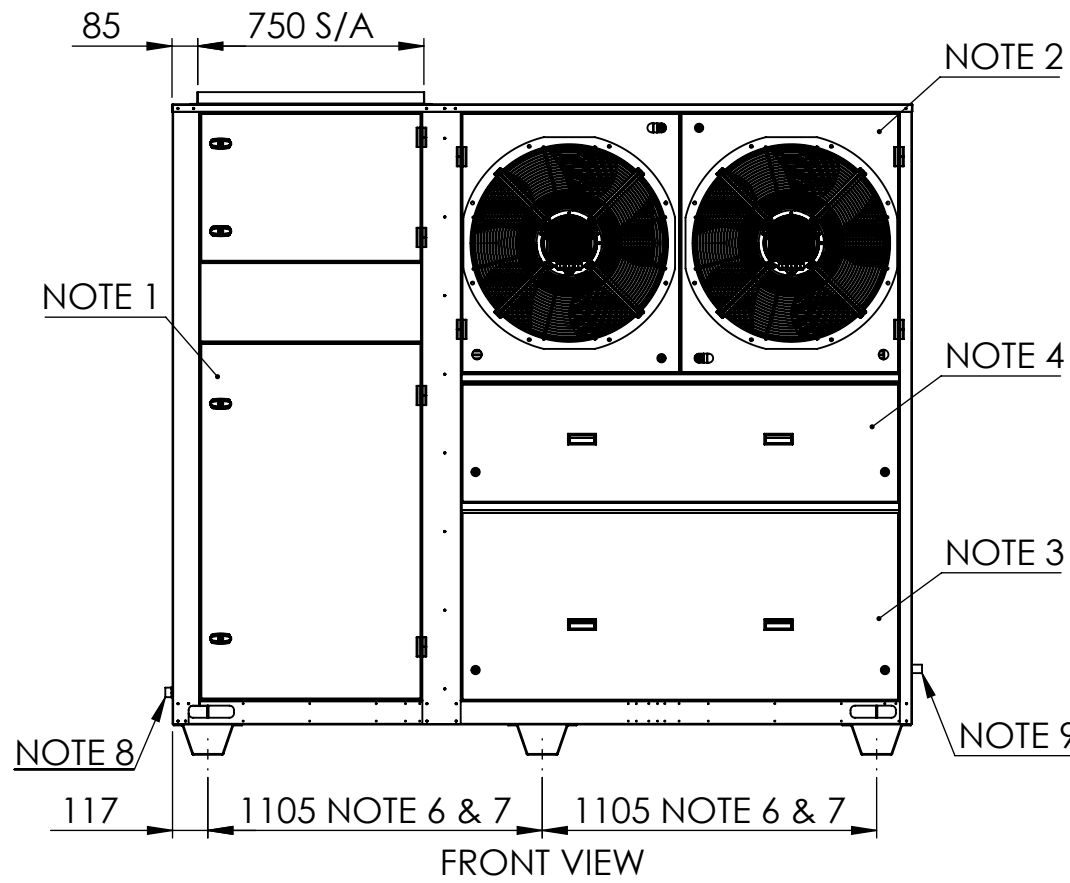
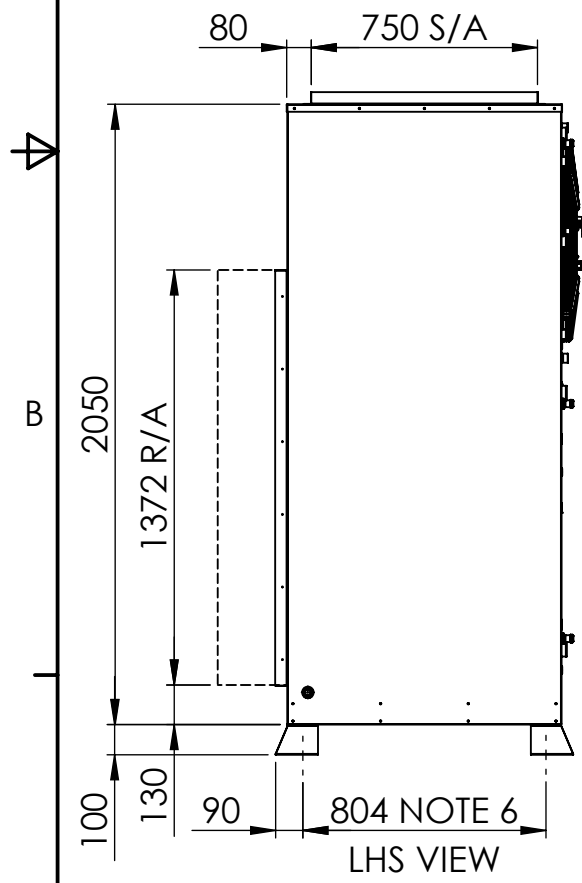
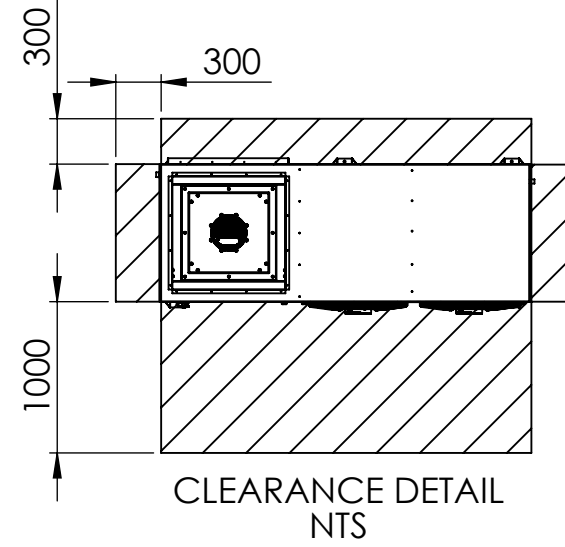
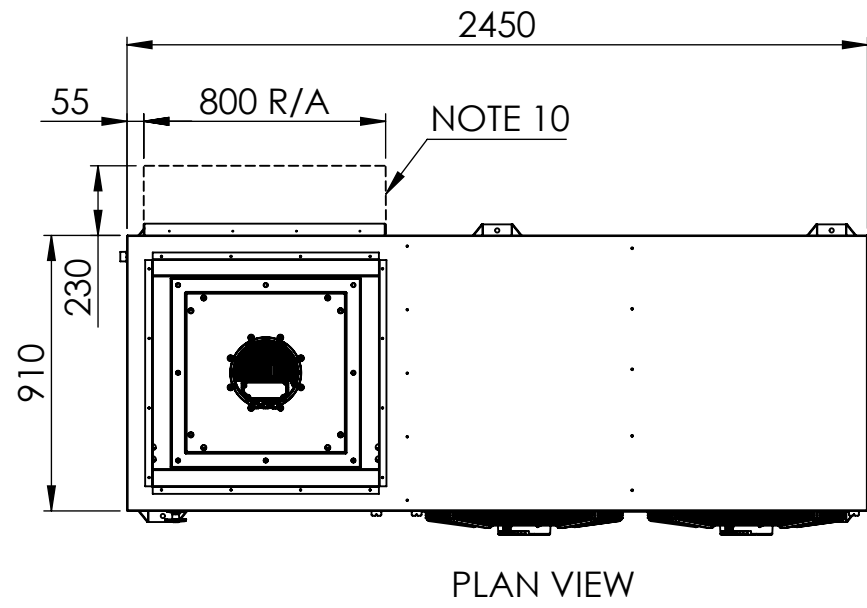


REVISIONS			
REV.	REV BY	DATE	DETAILS
1	SP	25/02/2021	DOUBLE DOORS ADDED TO INDOOR
2	EW	26/05/2022	VIEW LABELS UPDATED
3	EW	27/10/2022	NOTES & CLEARANCE UPDATED

- NOTE:**
- EVAPORATOR CABINET SERVICE ACCESS
 - CONDENSER CABINET SERVICE ACCESS
 - COMPRESSOR CABINET SERVICE ACCESS
 - ELECTRICAL SWITCH BOARD
 - TRANSPORTATION FEET (REMOVAL IS OPTIONAL)
 - AV MOUNTING LOCATIONS (Ø12 mm)
 - RECOMMENDED LIFTING POINTS (SPREADER BARS REQUIRED)
 - EVAPORATOR COIL CONDENSATE DRAIN (Ø20 mm PVC)
 - CONDENSER COIL CONDENSATE DRAIN (Ø20 mm PVC)
 - OPTION 1: AIR FILTER (50 mm PLEATED & WASHABLE)



DWG NO. CAC055009			
CUT SIZE	-	WEIGHT	725 kg
MATERIAL	-	SURFACE FINISH	POWDER COATED
QUANTITY	1		

REVISION	2	DO NOT SCALE DRAWING
DATE	27/10/2022	ORIGINAL SIZE: A3
SCALE	1:25	SHEET 1 OF 1
DRAWN BY	EW	
APPROVED BY	MD	

CAA
COMM AIR AUSTRALIA
AIR CONDITIONING MANUFACTURERS

ACN 140 272 171
68 COCOS DRIVE
BIBRA LAKE WA 6163
(08) 9244 9288

MODEL:	VPA055C3AC, VPA055R3AC
DESCRIPTION:	GENERAL ARRANGEMENT

- ALL DIMENSIONS IN mm
- GENERAL TOLERANCE ± 1 mm
- DO NOT SCALE DRAWING
- MASTER DRAWINGS ARE HELD ELECTRONICALLY. ANY COPY IS DEEMED UNCONTROLLED AND THEREFORE NOT NECESSARILY THE LATEST REVISION
- ALL INFORMATION REMAINS THE PROPERTY OF COMM AIR AUSTRALIA PTY LTD