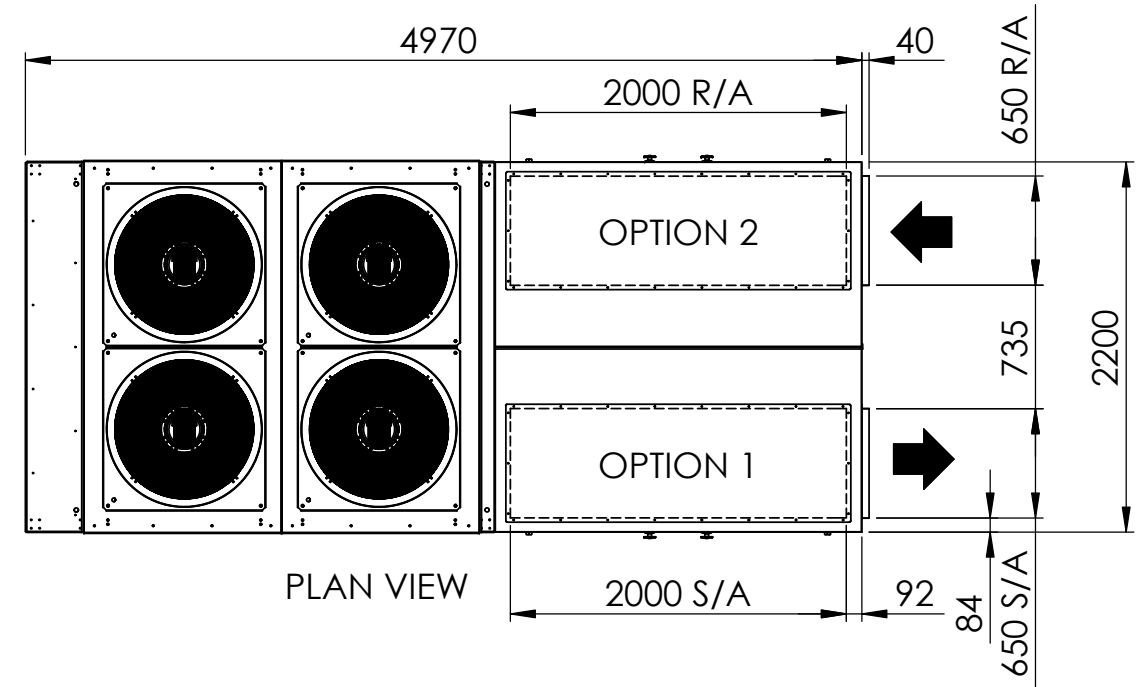
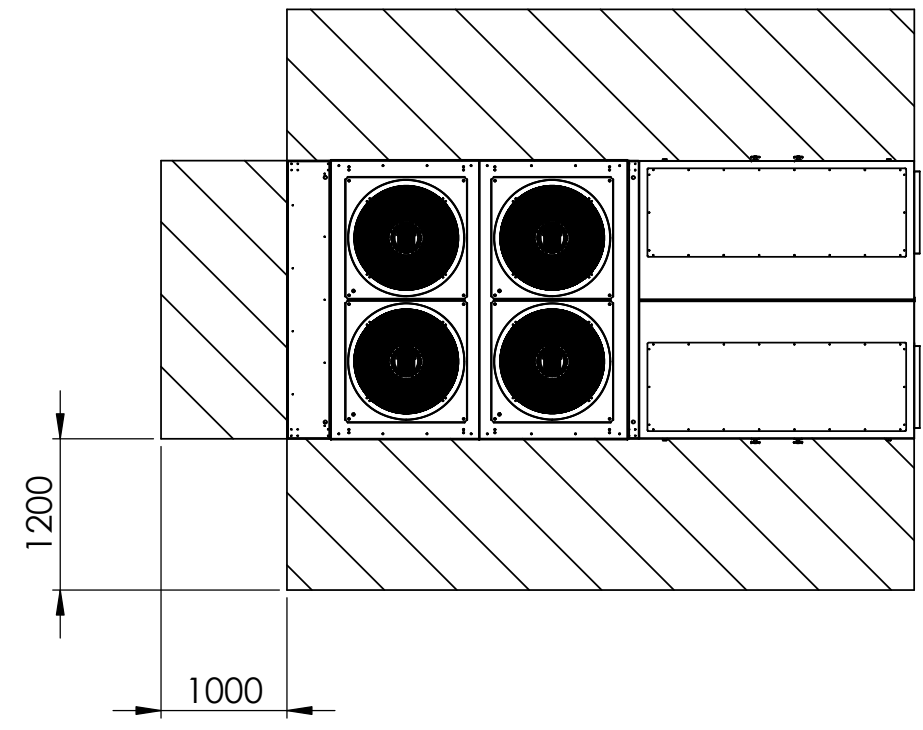


REVISIONS			
REV.	REV BY	DATE	DETAILS
4	EW	25/05/2022	COMMON ELECT BOX ADDED

- NOTE:**
1. EVAPORATOR CABINET SERVICE ACCESS
  2. COMPRESSOR CABINET SERVICE ACCESS
  3. ELECTRICAL SWITCH BOARD
  4. AV MOUNTING LOCATIONS (Ø14 mm)
  5. EVAPORATOR COIL CONDENSATE DRAIN (Ø20 mm PVC)
  6. CONDENSER COIL CONDENSATE DRAIN (2 x Ø20 mm PVC)
- DUCTING OPTIONS:  
 OPTION 1 - TOP S/A  
 OPTION 2 - TOP R/A  
 OPPOSITE HANDING FOR ALL OPTIONS

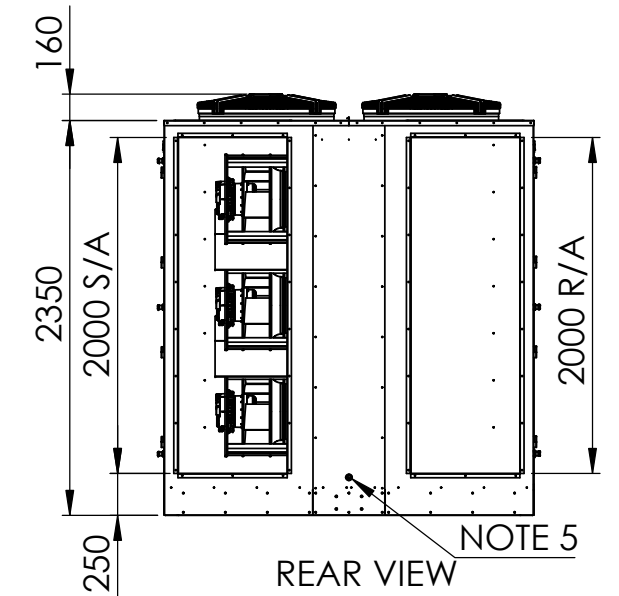
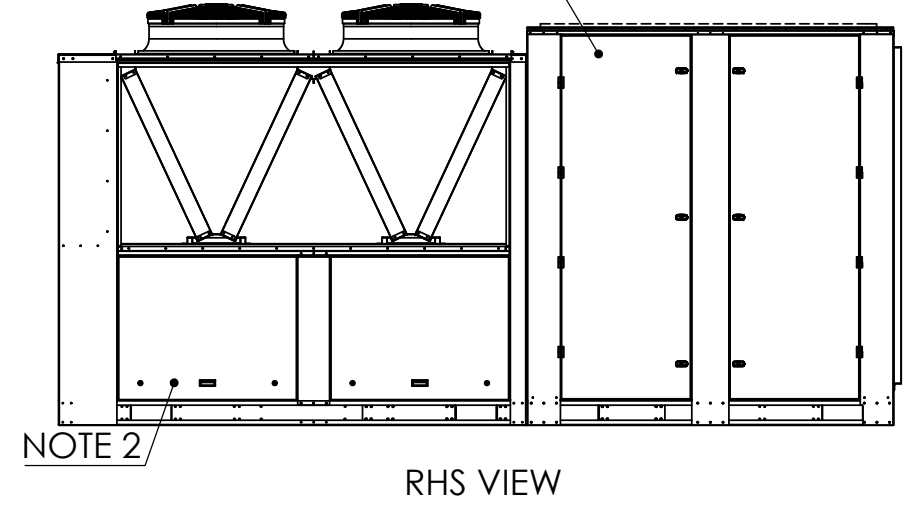
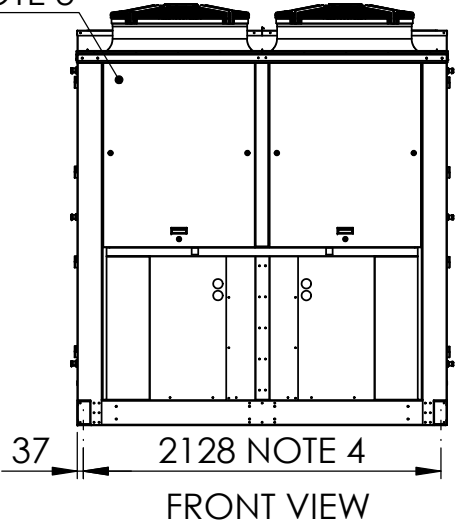
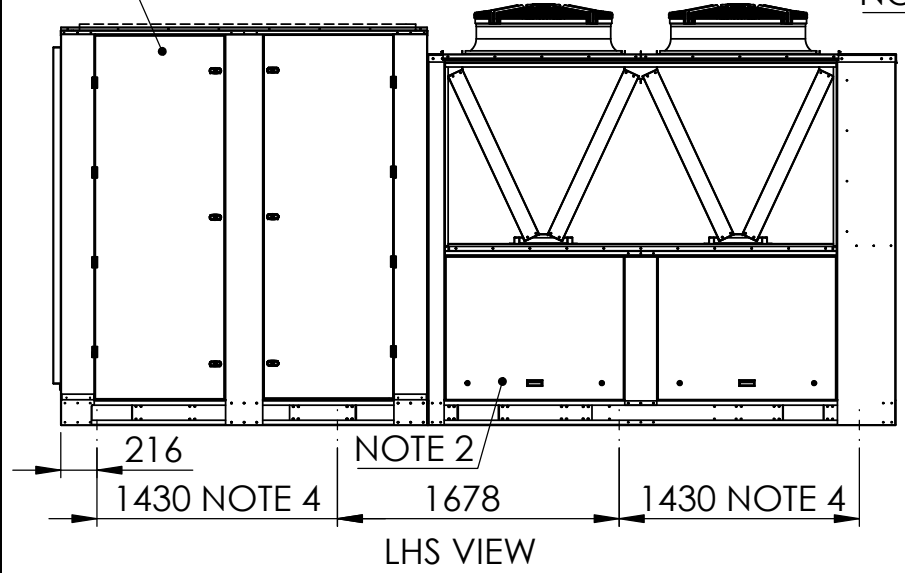
CLEARANCE DETAIL  
NTS



NOTE 1

NOTE 3

NOTE 1



DWG NO. **CAG140001**

REVISION	4	DO NOT SCALE DRAWING
DATE	25/05/2022	ORIGINAL SIZE:
SCALE	1:45	<b>A3</b>
DRAWN BY	EW	SHEET 1 OF 1
APPROVED BY	MD	



MODEL:	HPA140C3AD, HPA140R3AD, HPA160C3AD, HPA160R3AD
	HPA180C3AD, HPA180R3AD
	HPC140C3AD, HPC140R3AD, HPC160C3AD, HPC160R3AD
	HPC180C3AD, HPC180R3AD
DESCRIPTION:	GENERAL ARRANGEMENT

- ALL DIMENSIONS IN mm
- GENERAL TOLERANCE ± 1 mm
- DO NOT SCALE DRAWING
- MASTER DRAWINGS ARE HELD ELECTRONICALLY. ANY COPY IS DEEMED UNCONTROLLED AND THEREFORE NOT NECESSARILY THE LATEST REVISION
- ALL INFORMATION REMAINS THE PROPERTY OF COMM AIR AUSTRALIA PTY LTD