

REV.		REVISIONS	
REV. BY	DATE	DETAILS	
4	EW	25/05/2022	COMMON ELECT BOX ADDED
5	EW	1/06/2022	POINT LOADS, DETAIL VIEW ADDED & NOTES UPDATED
6	EW	17/02/2023	S/A & R/A UPDATED

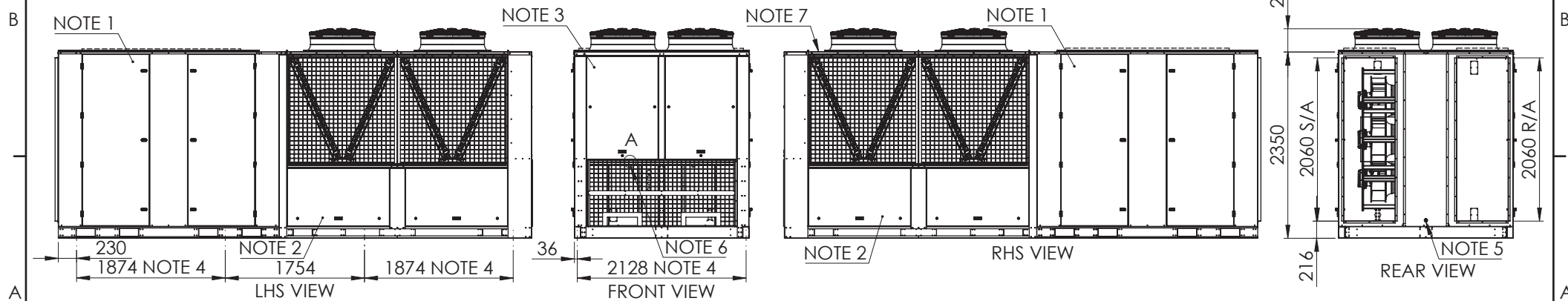
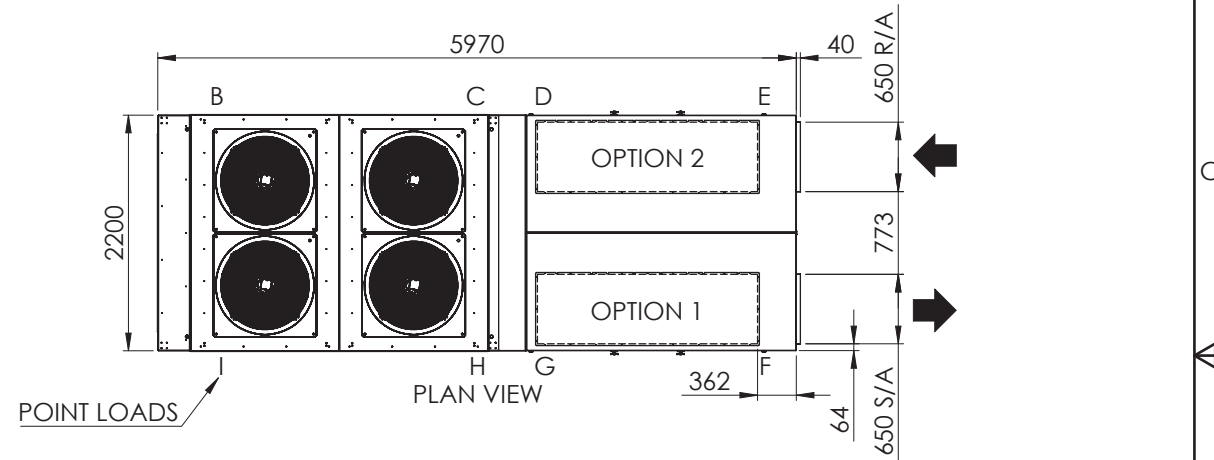
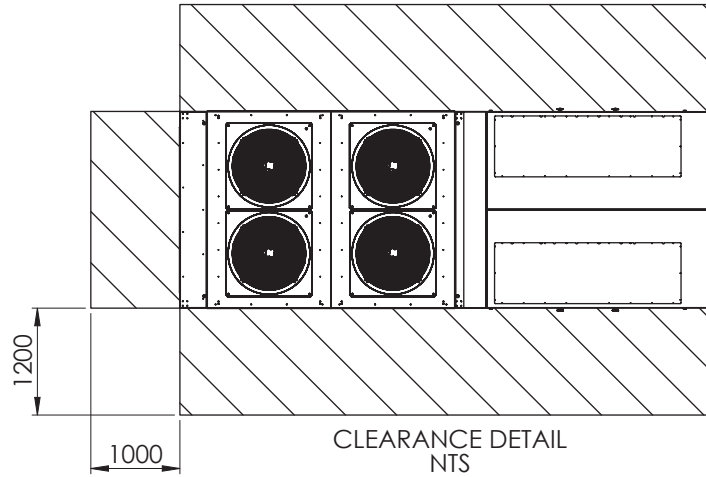
NOTE:

1. EVAPORATOR CABINET SERVICE ACCESS
2. COMPRESSOR CABINET SERVICE ACCESS
3. ELECTRICAL SWITCH BOARD
4. AV MOUNTING LOCATIONS (Ø12 mm)
5. EVAPORATOR COIL CONDENSATE DRAIN (1 x Ø20 mm PVC)
6. CONDENSER COIL CONDENSATE DRAIN LOCATED UNDER CONDENSER COILS (4 x Ø20 mm PVC)
7. COIL GUARDS (OPTIONAL)

DUCTING OPTIONS:

- OPTION 1 - TOP S/A
 - OPTION 2 - TOP R/A
- OPPOSITE HANDING FOR ALL OPTIONS

POINT LOADS (kg)							
B	C	D	E	F	G	H	I
562.5	562.5	312.5	312.5	312.5	312.5	562.5	562.5



DWG NO. CAG190002		REVISION 6	DO NOT SCALE DRAWING	<p>CAA COMM AIR AUSTRALIA AIR CONDITIONING MANUFACTURERS</p> <p>ACN 140 272 171 68 COCCOS DRIVE BIBRA LAKE WA 6163 (08) 9244 9288</p>	MODEL: HPA200C3AD, HPA200R3AD, HPA225C3AD, HPA225R3AD HPA250C3AD, HPA250R3AD HPC200C3AD, HPC200R3AD, HPC225C3AD, HPC225R3AD HPC250C3AD, HPC250R3AD	<ul style="list-style-type: none"> • ALL DIMENSIONS IN mm • GENERAL TOLERANCE ± 1 mm • DO NOT SCALE DRAWING • MASTER DRAWINGS ARE HELD ELECTRONICALLY. ANY COPY IS DEEMED UNCONTROLLED AND THEREFORE NOT NECESSARILY THE LATEST REVISION • ALL INFORMATION REMAINS THE PROPERTY OF COMM AIR AUSTRALIA PTY LTD
DATE 17/02/2023		ORIGINAL SIZE: A3	DESCRIPTION: GENERAL ARRANGEMENT			
CUT SIZE	-	WEIGHT 3500 kg	SCALE 1:50			
MATERIAL	-	SURFACE FINISH POWDER COATED	DRAWN BY EW			
QUANTITY 1		APPROVED BY MD	SHEET 1 OF 1			